













# Care crib

Ref. 1020



Specially designed for use in neonatology departments, Médipréma's care crib is surrounded by 4 fold down and removable side panels. It provides an excellent visibility and ideal access to the baby under safety and comfort conditions.

-  Cot with transparent PMMA removable wall
-  Detachable high-resilience comfort mattress : LxWxH=720x510x50 mm
-  Bedding height: 680/1025mm
-  8 orifices for easy passage of the sensors, drains and tubes
-  Wide, continuous head-up tilt (0/+15°)
-  4 pivoting castors dia. 75mm with brakes
-  Overall dimensions: LxWxH = 1027x751X863/1213mm
-  Maximum permitted load: 20kg
-  Weigh of entire unit: 20kg
-  Class I medical device